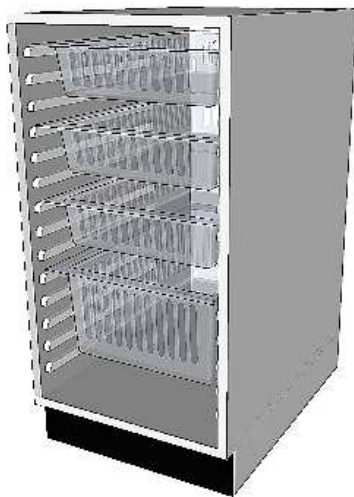


Carcass: Cabinet panels are constructed from high-performance 18mm melamine faced high density particle board. All carcasses are edged in 1mm ABS edging to match carcass colour, with all fronts edged in 2mm high impact ABS for added protection. Each unit can be fitted internally with anti-bacterial liners for a range of trays or shelving, with the additional option of telescopic runners for heavier items.

Backs: Cabinet backs are constructed from high-performance 18mm melamine faced high density particle board for added strength and stability.

Shelves: Manufactured from high-performance 15mm melamine faced high density particle board with all edges in 1mm ABS to match shelf colour.

Plinths: All base units are supported by four fully adjustable feet, with 18mm melamine faced high density particle board plinths. These are supplied continuous in lengths and include floor sealing strips for additional protection in wet areas.



BC490

.....
WIDTH
455mm
.....
DEPTH
658mm
.....
HEIGHT
900mm
.....
DOOR OPTIONS:
MFC, Tambour &
Polycarbonate

BC690

.....
WIDTH
655mm
.....
DEPTH
458mm
.....
HEIGHT
900mm
.....
DOOR OPTIONS:
MFC, Tambour &
Polycarbonate



HARDWARE

HANDLES: Matt Nickel 256mm D type handles secured with M4 machine screws through the door panel.

HINGES: Heavy duty Aximat 100 hinges which are LGA tested in compliance with DIN EN 15570 test level 3 (80,000 Cycles). Large opening angle from 180 to 250 degrees provided by external pivot point with integrated automatic closing spring.

LOCKS: are fitted as standard on all door types.

CONTACT US NOW FOR A FREE
NO OBLIGATION QUOTE

Tel: 0161 998 9726
email: sales@klicktechnology.co.uk
www.klicktechnology.co.uk

KLICK making room for
your ideas


These units can be either floor mounted (as shown) or bench mounted without a plinth.

Carcass: Cabinet panels are constructed from high-performance 18mm melamine faced high density particle board. All carcasses are edged in 1mm ABS edging to match carcass colour, with all fronts edged in 2mm high impact ABS for added protection. Each unit can be fitted internally with anti-bacterial liners for a range of trays or shelving, with the additional option of telescopic runners for heavier items.

Backs: Cabinet backs are constructed from high-performance 18mm melamine faced high density particle board for added strength and stability.

Shelves: Manufactured from high-performance 15mm melamine faced high density particle board with all edges in 1mm ABS to match shelf colour.

Plinths: All base units are supported by four fully adjustable feet, with 18mm melamine faced high density particle board plinths. These are supplied continuous in lengths and include floor sealing strips for additional protection in wet areas.




MH413

.....
WIDTH
455mm
.....
DEPTH
658mm
.....
HEIGHT
1300mm
.....
DOOR OPTIONS:
MFC, Tambour &
Polycarbonate

MH613

.....
WIDTH
655mm
.....
DEPTH
458mm
.....
HEIGHT
1300mm
.....
DOOR OPTIONS:
MFC, Tambour &
Polycarbonate



HARDWARE

HANDLES: Matt Nickel 256mm D type handles secured with M4 machine screws through the door panel.

HINGES: Heavy duty Aximat 100 hinges which are LGA tested in compliance with DIN EN 15570 test level 3 (80,000 Cycles). Large opening angle from 180 to 250 degrees provided by external pivot point with integrated automatic closing spring.

LOCKS: are fitted as standard on all door types.

CONTACT US NOW FOR A FREE
NO OBLIGATION QUOTE

Tel: 0161 998 9726
email: sales@klicktechnology.co.uk
www.klicktechnology.co.uk

KLICK


making room for
your ideas

Carcass: Cabinet panels are constructed from high-performance 18mm melamine faced high density particle board. All carcasses are edged in 1mm ABS edging to match carcass colour, with all fronts edged in 2mm high impact ABS for added protection. Each unit can be fitted internally with anti-bacterial liners for a range of trays or shelving, with the additional option of telescopic runners for heavier items.

Backs: Cabinet backs are constructed from high-performance 18mm melamine faced high density particle board for added strength and stability.

Shelves: Manufactured from high-performance 15mm melamine faced high density particle board with all edges in 1mm ABS to match shelf colour.

Plinths: All base units are supported by four fully adjustable feet, with 18mm melamine faced high density particle board plinths. These are supplied continuous in lengths and include floor sealing strips for additional protection in wet areas.



TC417

.....
WIDTH
455mm
.....
DEPTH
658mm
.....
HEIGHT
1700mm
.....
DOOR OPTIONS:
MFC, Tambour &
Polycarbonate

TC617

.....
WIDTH
655mm
.....
DEPTH
458mm
.....
HEIGHT
1700mm
.....
DOOR OPTIONS:
MFC, Tambour &
Polycarbonate



HARDWARE

HANDLES: Matt Nickel 256mm D type handles secured with M4 machine screws through the door panel.

HINGES: Heavy duty Aximat 100 hinges which are LGA tested in compliance with DIN EN 15570 test level 3 (80,000 Cycles). Large opening angle from 180 to 250 degrees provided by external pivot point with integrated automatic closing spring.

LOCKS: are fitted as standard on all door types.

CONTACT US NOW FOR A FREE
NO OBLIGATION QUOTE

Tel: 0161 998 9726
email: sales@klicktechnology.co.uk
www.klicktechnology.co.uk

KLICK


making room for
your ideas

Carcass: Cabinet panels are constructed from high-performance 18mm melamine faced high density particle board. All carcasses are edged in 1mm ABS edging to match carcass colour, with all fronts edged in 2mm high impact ABS for added protection. Each unit can be fitted internally with anti-bacterial liners for a range of trays or shelving, with the additional option of telescopic runners for heavier items.

Backs: Cabinet backs are constructed from high-performance 18mm melamine faced high density particle board for added strength and stability.

Shelves: Manufactured from high-performance 15mm melamine faced high density particle board with all edges in 1mm ABS to match shelf colour.

Plinths: All base units are supported by four fully adjustable feet, with 18mm melamine faced high density particle board plinths. These are supplied continuous in lengths and include floor sealing strips for additional protection in wet areas.




TC421

.....
WIDTH
455mm
.....
DEPTH
658mm
.....
HEIGHT
2100mm
.....
DOOR OPTIONS:
MFC, Tambour &
Polycarbonate

TC621

.....
WIDTH
655mm
.....
DEPTH
458mm
.....
HEIGHT
2100mm
.....
DOOR OPTIONS:
MFC, Tambour &
Polycarbonate



HARDWARE

HANDLES: Matt Nickel 256mm D type handles secured with M4 machine screws through the door panel.

HINGES: Heavy duty Aximat 100 hinges which are LGA tested in compliance with DIN EN 15570 test level 3 (80,000 Cycles). Large opening angle from 180 to 250 degrees provided by external pivot point with integrated automatic closing spring.

LOCKS: are fitted as standard on all door types.

CONTACT US NOW FOR A FREE
NO OBLIGATION QUOTE

Tel: 0161 998 9726
email: sales@clicktechnology.co.uk
www.clicktechnology.co.uk


KLICK making room for
your ideas

HTM 71 Wall Cabinets with Shelves

Carcass: Cabinet panels are constructed from high-performance 18mm melamine faced high density particle board. All carcasses are edged in 1mm ABS edging to match carcass colour, with all fronts edged in 2mm high impact ABS for added protection. Each unit can be fitted internally with anti-bacterial liners to support 15mm shelves.

Backs: Cabinet backs are constructed from high-performance 8mm melamine faced high density particle board, with added 18mm support rails across the width of the cabinet for added strength and stability.

Shelves: Manufactured from high-performance 15mm melamine faced high density particle board with all edges in 1mm ABS to match shelf colour.



WC665

.....
WIDTH

655mm

.....
DEPTH

458mm

.....
HEIGHT

650mm

.....
DOOR OPTIONS:

MFC, Tambour &
Polycarbonate

WC675

.....
WIDTH

655mm

.....
DEPTH

458mm

.....
HEIGHT

750mm

.....
DOOR OPTIONS:

MFC, Tambour &
Polycarbonate

HARDWARE

HANDLES: Matt Nickel 256mm D type handles secured with M4 machine screws through the door panel.

HINGES: Heavy duty Aximat 100 hinges which are LGA tested in compliance with DIN EN 15570 test level 3 (80,000 Cycles). Large opening angle from 180 to 250 degrees provided by external pivot point with integrated automatic closing spring.

LOCKS: are fitted as standard on all door types.

WALL HANGERS: Concealed behind rear panel, with only a cover cap visible inside the cabinet. Loading capacity is 260kg per pair, evenly distributed load in accordance with regulation DIN68840.

CONTACT US NOW FOR A FREE
NO OBLIGATION QUOTE


Tel: 0161 998 9726
email: sales@klicktechnology.co.uk
www.klicktechnology.co.uk

KLICK making room for
your ideas

Carcass: Cabinet panels are constructed from high-performance 18mm melamine faced high density particle board. All carcasses are edged in 1mm ABS edging to match carcass colour, with all fronts edged in 2mm high impact ABS for added protection. Each unit can be fitted internally with anti-bacterial liners for a range of trays or shelving.

Backs: Cabinet backs are constructed from high-performance 8mm melamine faced high density particle board, with added 18mm support rails across the width of the cabinet for added strength and stability.

Shelves: Manufactured from high-performance 15mm melamine faced high density particle board with all edges in 1mm ABS to match shelf colour.



WC465

.....
WIDTH
455mm

.....
DEPTH
376mm

.....
HEIGHT
650mm

.....
DOOR OPTIONS:
MFC, Tambour &
Polycarbonate

WC475

.....
WIDTH
455mm

.....
DEPTH
376mm

.....
HEIGHT
750mm

.....
DOOR OPTIONS:
MFC, Tambour &
Polycarbonate

HARDWARE

HANDLES: Matt Nickel 256mm D type handles secured with M4 machine screws through the door panel.

HINGES: Heavy duty Aximat 100 hinges which are LGA tested in compliance with DIN EN 15570 test level 3 (80,000 Cycles). Large opening angle from 180 to 250 degrees provided by external pivot point with integrated automatic closing spring.

LOCKS: are fitted as standard on all door types.

WALL HANGERS: Concealed behind rear panel, with only a cover cap visible inside the cabinet. Loading capacity is 260kg per pair, evenly distributed load in accordance with regulation DIN68840.

CONTACT US NOW FOR A FREE
NO OBLIGATION QUOTE

Tel: 0161 998 9726
email: sales@klicktechnology.co.uk
www.klicktechnology.co.uk

KLICK making room for
your ideas